


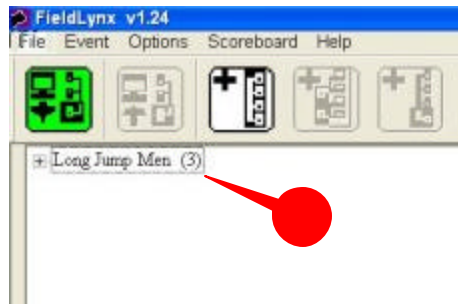


FieldLynx™ Horizontal Jumps Quick Start

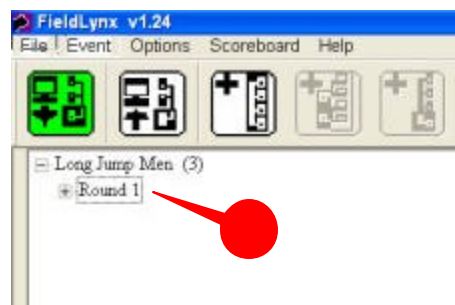
Step 1: Open the flight sheet for the jumping event

1. Turn on the computer.
2. Tap the **Start** Icon  and Select **Programs**
3. From the **Programs** Folder, tap  to open FieldLynx. The main screen appears.

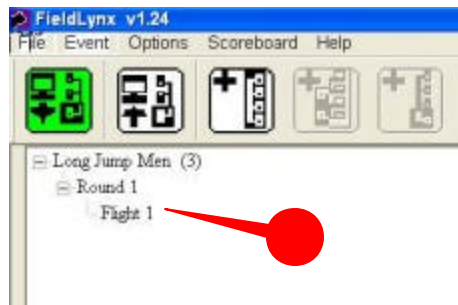
4. Tap  next to the jumping event.



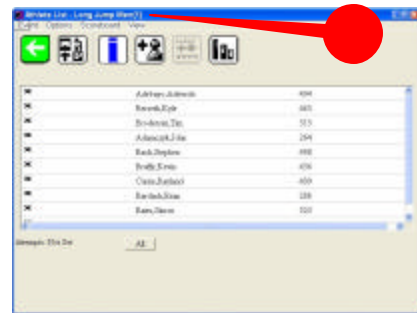
5. Tap  next to **Round 1**.




6. Tap **Flight 1**.



7. The flight sheet appears.







Step 2: Set up the jumping event

1. Tap  to set up the horizontal jumping event.
2. Follow the instructions on the screen.
 - Set **Measure** to **Metric** or **English**, then tap **Next**.

- Set up the **Attempts**.
- If you are using LaserLynx, click **Next** and setup the laser control measurements, to save tap on **Finish** button.

Step 3: Check in competitors

On the flight sheet, tap  next to the competitor's name and then tap  to check in the competitor. Later, you can:

- Tap  to suspend a competitor.
- Tap  to make a competitor up next.






After check-in, arrows are next to competitors' names:

- **One Arrow** - competitor is up.
- **Two Arrows** - competitor is on deck.
- **Three Arrows** - competitor is on hold.




Step 4: Enter a competitor's mark


1. Tap on the competitor who is up next. The mark entry screen appears. Tap:

-  and enter the values using the keyboard.
Then, tap .
-  to scratch the mark.
-  to pass the mark.
-  to erase the mark and enter a new one.



2. Tap under the word, **Wind**, to enter the wind reading.
3. Tap  to return to the flight sheet. Repeat for all competitors.
(See Over)


Step 5: Send results

Go to the flight sheet and tap .

Add a competitor or edit an existing competitor

Tap , enter the competitor's information, and then tap **OK**.

Display standings

If you want to see the competitors listed in order of current standings, go to the flight sheet and tap .

Convert quickly to English or Metric

Tap .

If you are measuring with a laser

When entering a competitor's mark, tap .















If you are connected to a wind gauge

When entering a competitor's wind reading, tap .

If you are sending results to a scoreboard

Go to the mark entry or standings screen and tap .

Quick Reference

If you want to...	Tap here.
Open FieldLynx	
Open a flight	
Set up the jumping event	
Check in a competitor	 , then 
Suspend a competitor	
Make a competitor up next	
Record a mark	 , then 
Scratch a mark	
Pass a mark	
Erase a mark	
Enter a wind reading	
Return to the flight sheet	
Send results	